

# DF6

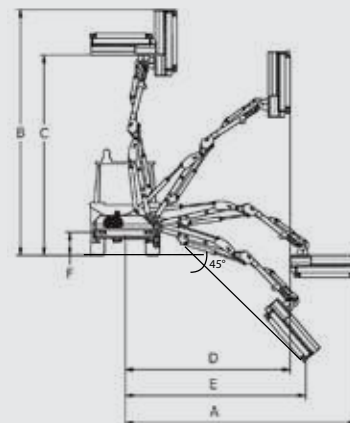
Frontal hedge mowers for backhoe loader



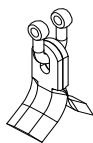
Hydraulic hedge mower with side shift and 90° rotating column with shock resistant hydraulic safety device for backhoe loaders or similar, suitable for working on local and trunk roads.

## DF6

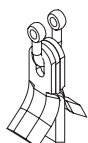
A mm	6.000
B mm	6.300
C mm	5.500
D mm	5.380
E mm	5.450
F mm	550



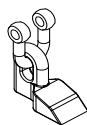
### Rotor with shackle (exchangeable tools)



**KC2**  
Ø max 2 cm  
**STANDARD EQUIPMENT**



**KC3**  
Ø max 2 cm



**HC1**  
Ø max 4 cm

### Rotor with bolt (exchangeable tools)



**KF2**  
Ø max 3 cm



**KF3**  
Ø max 3 cm



**HF3**  
Ø max 6 cm



Tools n. 16 kits per rotor

Arm mower	DF6
Extension E mm	6.000
Weight kg	1.050
Head model	30.3 TTD 105

### Backhoe loader

Power HP [kW]	100 (74)
Weight kg	8000
 L/min	100
 bar/psi (min-max)	200/220

### Technical features and standard equipment

- Frame - 1<sup>st</sup> arm - 2<sup>nd</sup> arm in structural steel ST 52
- 90° rotating column and shock resistant hydraulic safety device
- On-off electro-hydraulic distributor with joystick
- Head mm 1050 MODEL 30.3 TTD with direct transmission
- Self-levelling floating system
- Feeler roller recordable on 3 positions
- Head rotating angle 200°
- Helicoidal rotor with jointed cut blade KC2



### STANDARD EQUIPMENT

Installation with 3 hoses + electric plug:

- Inlet + Outlet 3/4" - 1"
- Drain 1/2"
- Electric plug

### Accessories on request

- Nitrogen accumulator for 1<sup>st</sup> arm suspension
- Rear attachment 230°
- Flail head mm 1250 - n. 20 kit per rotor
- Hitch coupler for articulated backhoe-loader, backhoe loader, telescopic