




# T15

For excavators 10.0–25.0 ton



**MZ**



**FR**



**DF**



**HF6**  
Ø max 8 cm  
**STANDARD EQUIPMENT**



**HF11 (FR130)**  
**HF13 (FR160)**  
Ø max 25 cm  
**STANDARD EQUIPMENT**



**HF14**  
Ø max 25 cm  
**STANDARD EQUIPMENT**












**KF7**  
Ø max 6 cm



**HF10 (FR130)**  
**HF12 (FR160)**  
Ø max 25 cm



**HF15**  
Ø max 20 cm

		<b>T15 MZ130</b>	<b>T15 MZ160</b>	<b>T15 FR130</b>	<b>T15 FR160</b>	<b>T15 DF130</b>	<b>T15 DF160</b>
	ton	10.0 - 25.0	12.0-25.0	12.0-25-0	15.0-25.0	12.0-25.0	16.0-25.0
	cm/inch	130 52	160 63	130 52	160 63	130 52	160 63
	cm/inch	160x80x85 63x32x34	190x80x85 75x32x34	160x80x85 63x32x34	190x80x85 75x32x34	160x80x85 63x32x34	190x80x85 75x32x34
	kg/lbs	650 1.433	750 1.653	920 2.028	1.020 2.249	950 2.094	1.050 2.315
	cc	32/64	32/64	32/64	32/64	32/64	32/64
	oil - L/min (gal/min)	90-180 25-50	90-180 25-50	90-180 25-50	90-180 25-50	90-180 25-50	90-180 25-50
	bar/psi (min-max)	200-250 2.900-3.600	200-250 2.900-3.600	200-250 2.900-3.600	200-250 2.900-3.600	200-250 2.900-3.600	200-250 2.900-3.600
	transmission	1 (50 mm)	1 (50 mm)	1 (50 mm)	1 (50 mm)	1 (50 mm)	1 (50 mm)
	rotor diameter cm/inch	46 18	46 18	41 16	41 16	41 16	41 16
		20	20	26	32	36	42

### Technical features and standard equipment

- Piston motor variable displacement (manual adjustment)
- MZ Helicoidal Rotor with hammers austempered and cutting blade interchangeable
- FR Forestal with 360° rotating hammer
- DF Forestal rotor, fixed teeth
- Toothed high-performance belts transmission
- Internally reinforced double-case body with interspace
- Protective belts cover
- Symmetric shearing head, for faster cut with rotation of the excavator
- Input and output mouths completely identical, adjustable
- Hydraulic frontal hood, fully openable for higher cutting capacity
- Inside Rotor Supports with "labyrinth" for the protection of the bearings from the impurities
- Adjustable bearings of 1<sup>st</sup> quality
- Valves block complete with priority valve for adjusting oil flow, anti-shock valve (pressure relief valve), anti-cavitation
- Accident prevention chains protections according to EC directives

### Accessories

- Mounting hitch (pins version) 8.1-12.0 ton
- Pins kit 8.1-12.0 ton
- Quick hitch 8.1-12.0
- Mounting hitch (pins version) 12,1-16,0 ton
- Pins kit 12,1-16,0 ton
- Mounting hitch (pins version) 16,1-25,0 ton
- Pins kit 16,1-25,0 ton
- Hoses kit Lg. 2,5 meters
- Front hood mechanical opening
- Rear hood hydraulic opening (simultaneously to front hood)
- Electrovalve for hydraulic hood