

T1 REV

For excavators 1.0-3.0 ton













MZ



HF1
Ø max 3 cm
**STANDARD
EQUIPMENT**



KF1
Ø max 2 cm

		T1 60 REV	T1 80 REV
	ton	1.0-3.0	2.0-3.0
	cm/inch	60 24	80 32
	cm/inch	85x50x35 34x20x14	100x50x35 40x20x14
	kg/lbs	70 154	80 176
	cc	8-11	8-11
	oil - L/min (gal/min)	20-30 6-8	20-30 6-8
	bar/psi (min-max)	170-220 2.500-3.200	170-220 2.500-3.200
	transmission	direct	direct
	rotor diameter cm/inch	30 12	30 12
		12	14




Technical features and standard equipment

- Direct transmission
- Internally reinforced with double metal sheet
- Shearing symmetric head, for a faster cut with the rotation of the excavator
- Input and output mouths completely identical
- Protective cover for motor
- Helicoidal rotor with austempered hammers or blade interchangeable
- Inside rotor supports with "labyrinth" for the protection of the bearings from the impurities
- Double row spherical adjustable bearings of 1st quality
- Valves block complete with priority valve for adjusting oil flow, anti-shock valve (pressure relief valve), anti-cavitation
- Gear motor
- Accident prevention rubber protections according to EC directives

Accessories

- Mounting hitch (pins version)
- Pins kit
- Quick hitch
- Hoses kit Lg. 2 meters
- Front, back chain protection
- Feeler roller
- Self-levelling support (+30kg)
- Valves block deduction, only anticavitation

Hydraulic motor range

	ton	1.0-2.0	2.0-3.0
	CC	8	11
	oil - L/min gal/min	20 6	30 8