












# T9 US

For excavators 4.0-12.0 ton

		T9US MZ70	T9US MZ90	T9US MZ110	T9US FS70	T9US FS90	T9US FS110
 ton		4.0-8.0	4.0-8.0	6.0-10.0	5.0-8.0	6.0-8.0	6.0-12.0
 cm/inch		70 28	90 36	110 43	70 28	90 36	110 43
 cm/inch		85x65x64 33x25x25	105x65x64 41x25x25	124x65x64 49x25x25	85x65x64 33x25x25	105x65x64 41x25x25	124x65x64 49x25x25
 kg/lbs		235 518	275 606	330 728	265 584	325 717	380 838
 cc		16	22-27-34	22-27-34-43-51	22-27-34-43-51	22-27-34-43-51	27-34-43-51
 oil - L/min (gal/min)		30 8	40-50-60 11-14-16	40-50-60 80-100 11-14-16-22-28	40-50-60-80-100 11-14-16-22-28	40-50-60-80-100 11-14-16-22-28	50-60-80-100 14-16-22-28
 bar/psi (min-max)		170-220 2.500-3.200	170-220 2.500-3.200	200-220 2.900-3.200	200-220 2.900-3.200	200-220 2.900-3.200	200-220 2.900-3.200
 transmission		3	3	3	3	3	3
 rotor diameter cm/inch		36 14	36 14	36 14	40 16	40 16	40 16
		10	14	16	12	18	22



**MZ**



**FS**



**DF**



**DFD**



**HF3**  
Ø max 8 cm  
**STANDARD EQUIPMENT**



**HF17**  
Ø max 12 cm  
**STANDARD EQUIPMENT**



**HF14**  
Ø max 25 cm  
**STANDARD EQUIPMENT**



**HF22**  
Ø max 20 cm  
**STANDARD EQUIPMENT**



**KF3**  
Ø max 6 cm



**HF15**  
Ø max 20 cm

T9US DF70	T9US DF90	T9US DF110	T9US DFD70	T9US DFD90	T9US DFD110
5.0-12.0	6.0-12.0	6.0-12.0	5.0-12.0	6.0-12.0	6.0-12.0
70 28	90 36	110 43	70 28	90 36	110 43
85x65x64 33x25x25	105x65x64 41x25x25	124x65x64 49x25x25	85x65x64 33x25x25	105x65x64 41x25x25	124x65x64 49x25x25
315 695	365 805	430 948	345 761	400 882	470 1036
22-27-34-43-51	27-34-43-51	27-34-43-51	22-27-34-43-51	27-34-43-51	27-34-43-51
40-50-60-80-100 11-14-16-22-28	50-60-80-100 14-16-22-28	50-60-80-100 14-16-22-28	40-50-60-80-100 11-14-16-22-28	50-60-80-100 14-16-22-28	50-60-80-100 14-16-22-28
200-220 2.900-3.200	200-220 2.900-3.200	200-220 2.900-3.200	200-220 2.900-3.200	200-220 2.900-3.200	200-220 2.900-3.200
3	3	3	3	3	3
37 14,5	37 14,5	37 14,5	38 15	38 15	38 15
21	24	30	14	18	22

### Technical features and standard equipment

- MZ Helicoidal Rotor with hammers austempered and cutting blade interchangeable
- FS Helical forestal rotor with 360° rotating hammers
- DF Forestal rotor, fixed teeth
- DFD Rotor, double edge fixed teeth with bite limiter
- Toothed high-performance V-belts transmission
- Internally reinforced double-case body with interspace
- Protective belts cover
- Front hood delete. Fully unrestricted rotor for increased cutting capacity
- Mechanically adjustable rear hood
- Reinforced side skids
- Inside Rotor Supports with "labyrinth" for the protection of the bearings from the impurities
- Double Row roller adjustable bearings of 1<sup>st</sup> quality
- Valves block complete with priority valve for adjusting oil flow, anti-shock valve (pressure relief valve), anti-cavitation
- Cast iron gear motor

### Accessories

- Mounting hitch (pins version) 1.2-4.0 ton
- Pins kit 1.2-4.0 ton
- Quick hitch 1.2-4.0 ton
- Mounting hitch (pins version) 4.1-8.0 ton
- Pins kit 4.1-8.0 ton
- Quick hitch 4.1-8.0
- Mounting hitch (pins version) 8.1-12.0 ton
- Pins kit 8.1-12.0 ton
- Quick hitch 8.1-12.0
- Hoses kit Lg. 2 meters
- Self-levelling support (+40 kg)
- Hydraulic rotation device (no self-levelling support)
- Valves block deduction, only anticavitation
- Variable displacement piston motor (manual adjustment)
- MT version
- Mini track loader hitch

### Cast iron hydraulic gear motor range

ton	4.0-6.0	6.0-7.0	7.0-8.0	8.0-10.0	10.0-12.0
CC	22	27	34	43	51
oil - L/min gal/min	40 11	50 14	60 16	80 22	100 28

### Variable displacement piston motor (accessory)

ton	8.0-12.0
CC	32/64
oil - L/min gal/min	60/120 16/32